



CITY OF ALEDO
CONCRETE OR ASPHALT
PERMIT APPLICATION
120 N. College Avenue
Aledo, Illinois 61231
(309) 582-7241 Office
(309) 582-7242 Fax

| Office Use Only | |
|----------------------------|-------|
| File Number: | _____ |
| Date Application Received: | _____ |
| JULIE No: | _____ |
| Permit Fee: | _____ |
| Dig Bond: | _____ |
| Total Amount Due: | _____ |
| Zoning Officer: | _____ |
| Building Official: | _____ |
| Project Valuation: | _____ |
| Date Permit Issued: | _____ |

PROJECT LOCATION

| |
|---|
| Project Address: _____ |
| Parcel Identification Number (PIN): _____ |
| Legal Description: (Required for all new structures): _____ |
| _____ |
| _____ |

PROJECT TYPE

| |
|--|
| Driveway () Sidewalk () Parking Lot () Patio () Retaining Walls () Foundation not included in an All-inclusive building permit () Other Paved Area () _____ |
| If placing a concrete or asphalt drive to an existing asphalt or concrete street, it must be connected to and be at the same grade as the street surface. |
| A Survey may be required if determined necessary by field inspection for driveways and sidewalks. A survey is required for all new parking lots. |
| Please provide short summary of project: _____ |
| _____ |
| _____ |
| _____ |

PROPERTY OWNER INFORMATION

| |
|--|
| Name: _____ Email: _____ |
| Address: (if different from project location): _____ |
| _____ |
| _____ |
| Home Telephone: _____ Other Phone: _____ Fax: _____ |

Please complete the reverse side of this application.

Location: _____ File No: _____

CONTRACTOR INFORMATION

All contractors involved in this project shall be listed on the application. Contractors shall be licensed as required by state law and city ordinance prior to the issuance of a permit.

| To Be Completed by Applicant | | | | To Be Completed by City Staff | |
|------------------------------|-----------------|---------|-----------|-------------------------------|--|
| Trade | Contractor Name | Address | Telephone | Local | |
| General Contractor | | | | | |
| Concrete | | | | | |
| Asphalt | | | | | |
| | | | | | |
| | | | | | |

PROJECT DETAILS

Total Square Feet of New Paved Area _____

What is the proposed use?: _____

Total Fair Market Value (use contract price if the work is contracted): _____

Labor _____ Materials: _____ Total Cost: _____

(Please note that owner labor has a market value.) If Homeowner is not contracting project out he/she shall call JULIE and per Director of Public Works field inspection may need to post \$100.00 Dig Bond.

PLEASE COMPLETE AND SUBMIT ATTACHED SPECIFICATION SHEET

The undersigned, by affixing his or her signature to this application, does hereby acknowledge and affirm the following: (1) That he or she is the project property owner or authorized agent; (2) that the issuance of the requested permit is conditioned upon the consent of the permit holder and his or her employees, contractors or other agents, to comply with the codes, rules, specifications and ordinances of the City of Aledo; (3) that the permit holder shall obtain all required inspections for the project; (5) that the permit does not grant any right or privilege to violate the codes and ordinances of the City of Aledo; (6) that a failure to commence work within 180 days of the issuance of this permit or a failure to complete such work within one year of permit issuance shall invalidate the permit and require an extension or new permit as allowed by the building official; (7) that inspections outside of normal business hours, missed inspections or those caused by modifications or noncompliance shall be assessed an additional \$50.00 per inspection; (8) that a failure to obtain the required inspections or a violation of codes, rules, specifications or ordinances of the City shall be cause to suspend or revoke the permit and shall further be cause for the city to seek compliance in a manner as provided by law.

Signature of Permit Applicant Printed Name

Do Not Write Below This Line



PREPARING AND SUBMITTING A SITE PLAN

A site plan is a drawing that shows proposed improvements to a property. A site plan shows the location of *existing* buildings and other improvements, adjacent streets or alleys, and other property features. A site plan also shows the size and location of *proposed improvements* to a property such as a new house, addition, deck, garage, storage shed, pool, sign, or parking lot.

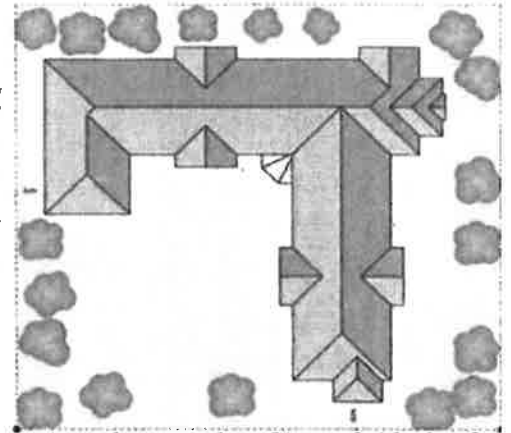
WHEN MUST I SUBMIT A SITE PLAN?

Prior to construction or development, a property owner or contractor must first apply for a building permit and submit a site plan to the City of Aledo for review. The City's Building Department (located at Aledo City Hall, 120 N College Ave.) will review the site plan to ensure that new structures and development comply with adopted land use codes and policies. Proposals will be reviewed, at minimum, to verify that construction will meet applicable setbacks, height, and size (bulk) standards. For larger projects other than single or two-family residential construction, additional site plans for landscaping and lighting may also be required.

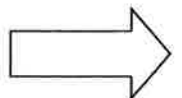
HOW SHOULD I PREPARE A SITE PLAN?

For most residential projects a simple hand-drawn, not-to-scale site plan is sufficient. Larger residential projects and most non-residential projects may require scaled site plans prepared by a registered design professional. At minimum, a site plan should identify the following:

- Property lines and dimensions;
- Location and name of adjoining streets, avenues, alleys and other physical features;
- Locations and exterior dimensions of all existing structures;
- Location, height and exterior dimensions of all proposed buildings or improvements;
- Distances (setbacks) from front, side, and rear property lines to the wall or edge of each existing structure and also to each proposed structure or improvement;
- For detached buildings, distances from existing buildings to proposed buildings;
- Street address; and
- North arrow.



For site plan EXAMPLES and a BLANK TEMPLATE, see the following pages.



QUESTIONS? Contact the Building Department at 309-582-7241 ext 205 or jblaser@aledoil.org

ADDRESS:

PROPOSED SITE PLAN

DESCRIPTION OF WORK:

PLEASE SHOW:

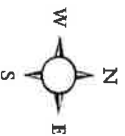
- Dimensions of proposed structure
- Distances to property lines
- Existing structures & driveways
- Streets and alleys
- Property dimensions (if available)

CITY APPROVAL:

All improvements must comply with the Alameda Code of Ordinances. No changes without prior approval. The owner and/or contractor is responsible for verifying property lines, easements, and building/property dimensions.

Zoning Official

Date





Building Guide

ILLOWA Chapter of ICC

Cold Weather Concrete Requirements



Concrete Contractors and Batch Plant Operators:

The following are requirements for cold weather concrete pours:

The following two temperature criteria options are necessary in conjunction with the protective measures listed below:

1. Pouring and curing will require an outside air temperature of 20 degrees Fahrenheit and rising for the entire 24 hour period of curing. Projected temperatures below 20 degrees during the 24 hour curing period will require the use of a heat source and additional inspections to maintain above freezing temperatures within the blanked forms.
2. **This option requires the use of CFA#1 batch mix.** Pouring and curing will require an outside air temperature of 10 degrees Fahrenheit and rising for the entire 24 hour period of curing. Projected temperatures below 10 degrees during the 24 hour curing period will require the use of a heat source and additional inspections to maintain above freezing temperatures within the blanked forms. **Load tickets must be supplied as substantiation that CFA#1 was used and all mixture requirements were met.**

Protective measures required:

- Plan ahead for enclosures, heaters or protective blankets as necessary for maintaining minimum temperatures. Materials must be on site before pouring.
- Handle concrete with a minimum of delay.
- Batch plants should be notified of the minimum placement temperature of 55 degrees or warmer for concrete temperature. This is the on site placement temperature of the concrete mixture.
- Use air entrained concrete.
- No concrete shall be placed on frozen sub-grade. Remove snow, cite and frost from sub-grade and all surfaces before pouring concrete.
- Cold weather procedures shall be observed to maintain a minimum temperature of above freezing by use of eight inches (8") of straw held in place by thermal blankets or plastic sheets. Maintain minimum recommended curing temperatures of the form work within the blanket and straw at above freezing (32 degrees Fahrenheit) for twenty-four (24) hours after placement.

DISCLAIMER: ILLOWA Chapter of the ICC has created this handout to assist with plans submittal under the 2009 International Residential Code, and it is not intended to cover all circumstances. Please check with the Department of Building Safety for additional requirements.

COPY

CULVERTS-DRIVEWAYS

#R- 4 -81

R E S O L U T I O N

#R- 4 -81

WHEREAS, the Corporate Authorities wish to establish a policy for the installation and payment of culverts for driveway purposes; and

WHEREAS, the Corporate Authorities believe that the Director of Public Works and Utilities should have the responsibility for establishing the requisite dimensions for any culvert installed for driveway purposes for any particular lot located in the City; and

WHEREAS, the Corporate Authorities are further of the opinion that the City should pay for only one (1) culvert for driveway purposes per lot up to twelve (12") inches in diameter and twenty (20') feet in length, including the cost of necessary rock, the hauling thereof, and spreading same required in order to install any particular culvert in question; and

WHEREAS, the Corporate Authorities are further of the opinion that if a culvert larger than twelve (12") inches in diameter and twenty (20') feet in length is required for any particular driveway then the additional cost incurred in purchasing said culvert should be paid by the lot owner or owners;

NOW, THEREFORE, BE IT RESOLVED by the Corporate Authorities for the City of Aledo, Illinois, that the Director of Public Works and Utilities shall have the responsibility and authority to determine the requisite dimensions for any culvert to be installed on any lot within the City for driveway purposes.

BE IT FURTHER RESOLVED that the City upon request of a lot owner or owners shall pay for the cost of installation of one (1) culvert only for each lot located within the City provided that the necessary culvert does not exceed twelve (12") inches in diameter and twenty (20') feet in length. When the requisite driveway culvert exceeds either or both of the latter dimensions, than the additional cost incurred in purchasing said driveway culvert shall be paid for by the

lot owner or owners.

BE IT FURTHER RESOLVED that in addition to the City paying for the cost of purchasing one (1) driveway culvert per lot subject to the dimension limits described above the City shall also pay for the cost and hauling and spreading of the necessary rock required to install the one (1) driveway culvert per lot.

ADOPTED this 3rd day of August, 1981.

Virgil Griffin
M A Y O R

J. Thompson
C I T Y C L E R K

COE